


القرائة العربية  
KINDERGARTEN

مدرسة الهدى الإسلامية



Est. 1999

REGINA HUDA SCHOOL



الجزء الأول


اسم الطالب: .....

	أ	
ث	ت	ب
خ	ح	ج

ذ	د
ز	ر
ش	س
ض	ص
ظ	ط
غ	ع
ق	ف

ي	و	هـ	ن	م	ل	ك
---	---	----	---	---	---	---

لون الصورة :

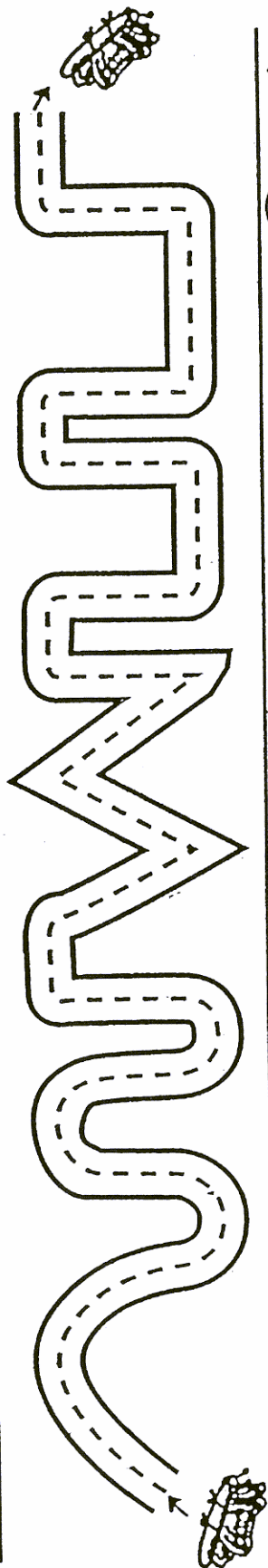


أرنب

أرنب ١

مفهرم الخطوط

وصل النقط لتكوين خطوط



أرنب




أ

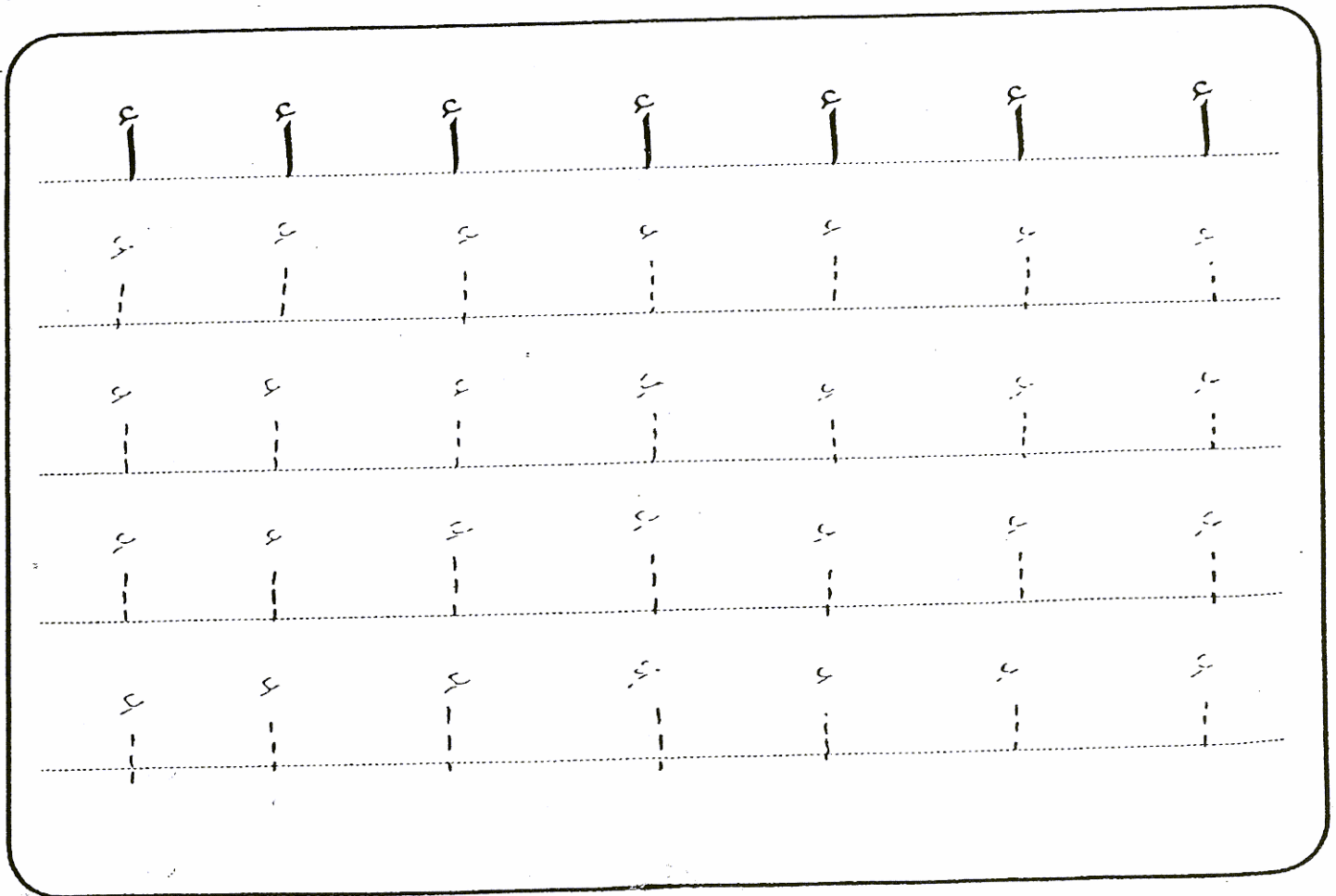
اكتب











أرنب  
أرنب



أكمل و لون الحرف باللون الأحمر :




اكتب بخط جميل :



ا	ا	ا	ا
ا	ا	ا	ا
ا	ا	ا	ا
ا	ا	ا	ا
أسد	أسد	أسد	أسد




ضع دائرة حول حرف الألف (أ) :



أرنب



أسد




أخ




أب

لون بالونة الألف ( أ ) باللون الأحمر :



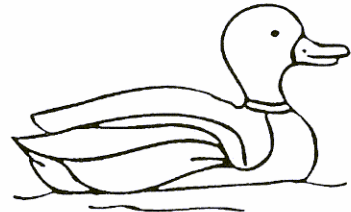
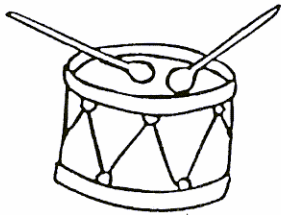




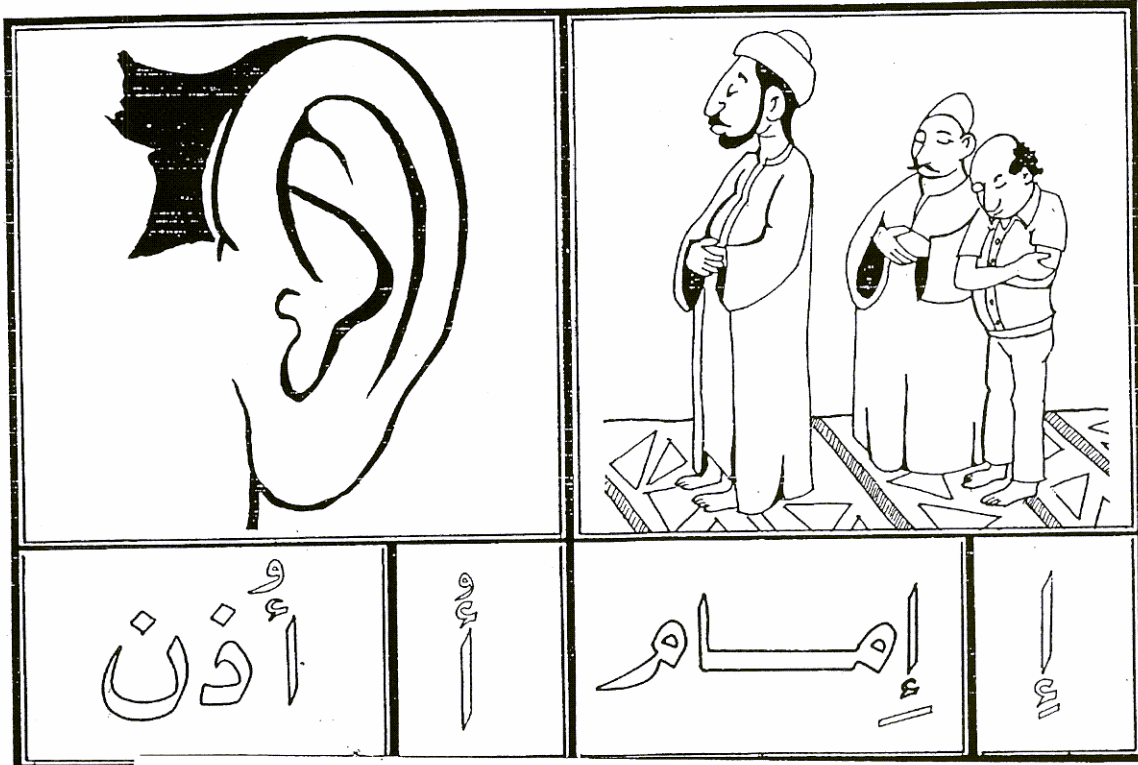
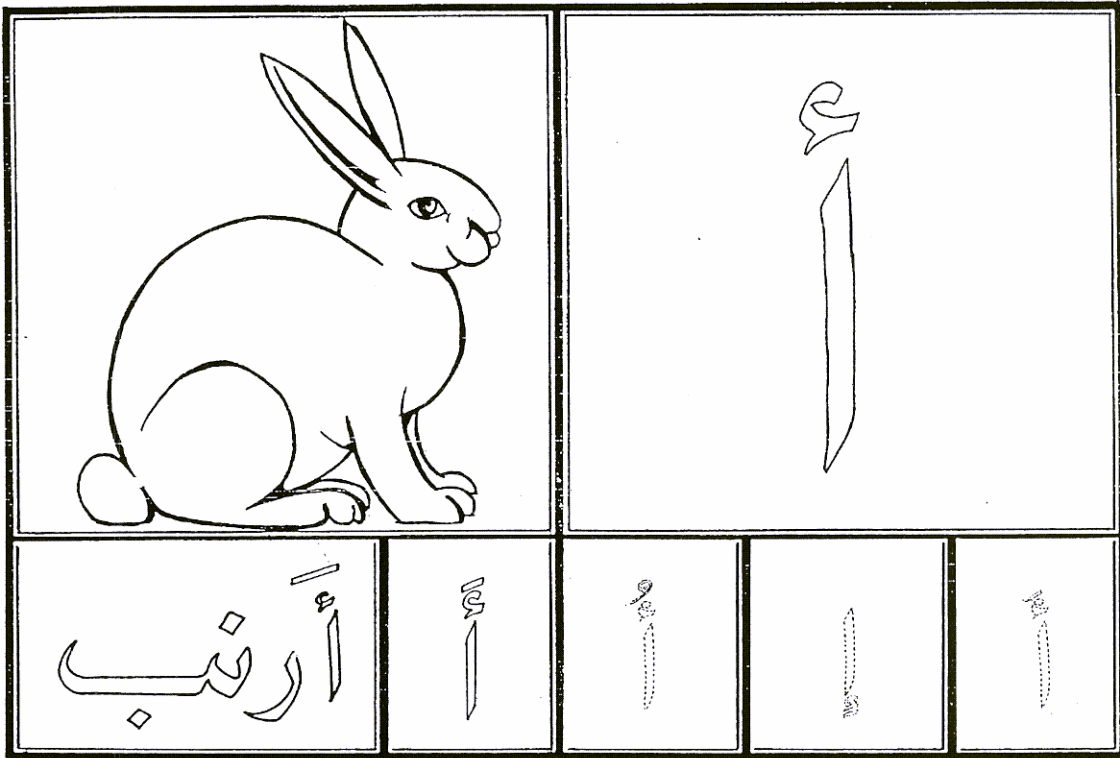
- ساعد الأرنب بالوصول إلى الجزرة .

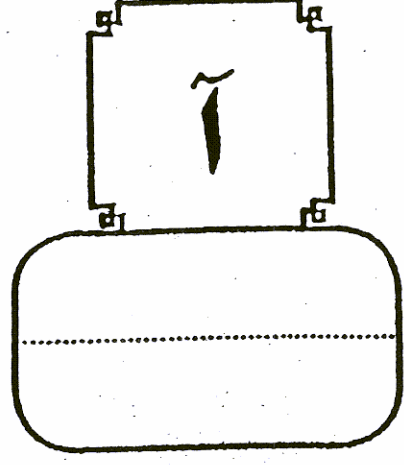


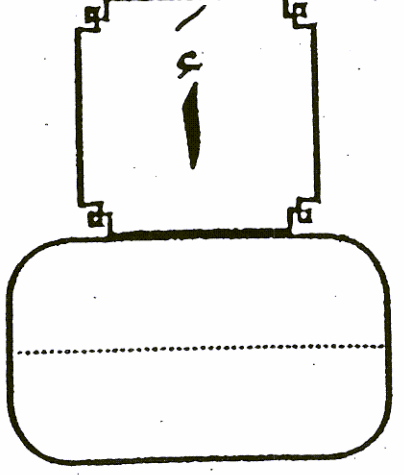
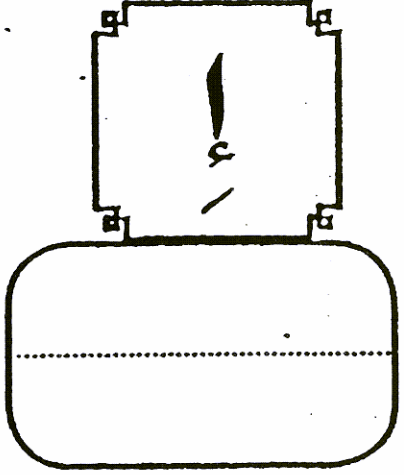
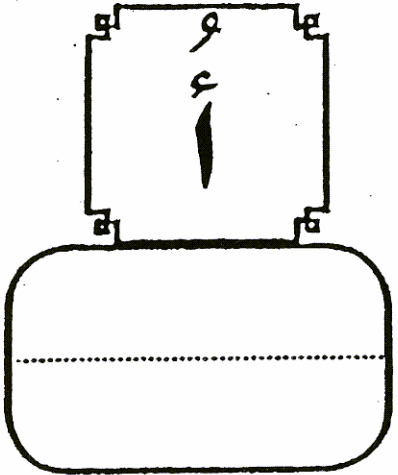
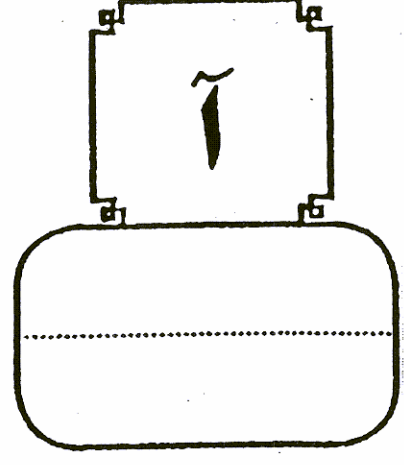

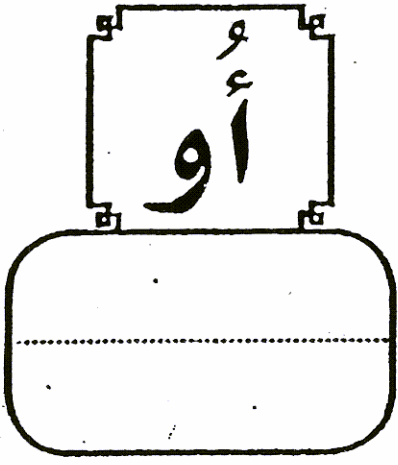
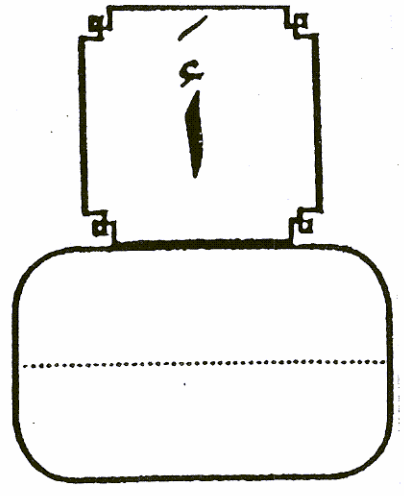
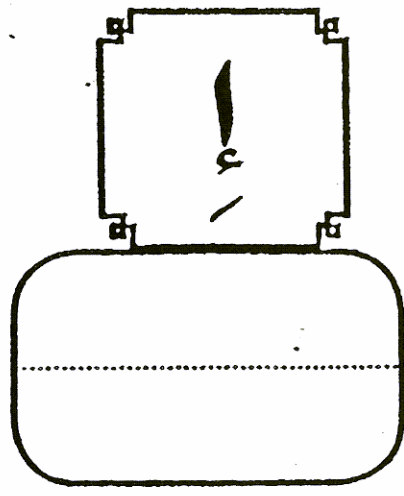
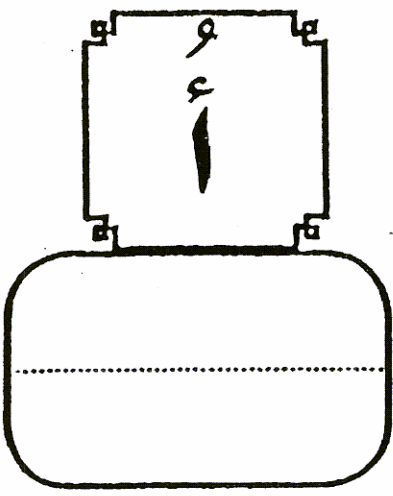





- لون حرف الألف ( أ ) باللون الأحمر .







لون الصورة :



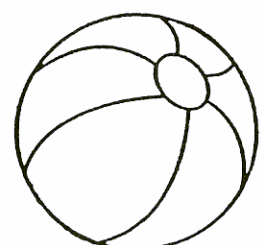


ب - بطء

بطلة ٢

مفهوم الشكل الخالف . . . .

ضع دائرة حول الشكل الخالف




بطلة



بط

- اكتب:

ب ب ب ب ب ب ب ب ب ب



ب

بطة

بطة

ب ب ب ب ب

ب ب ب ب ب

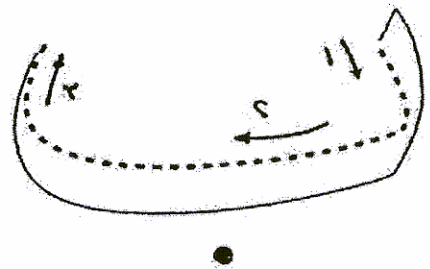
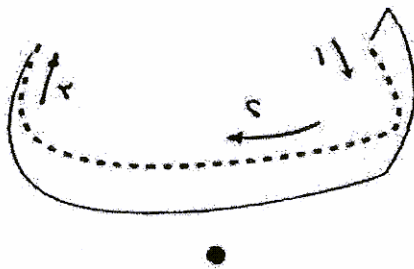
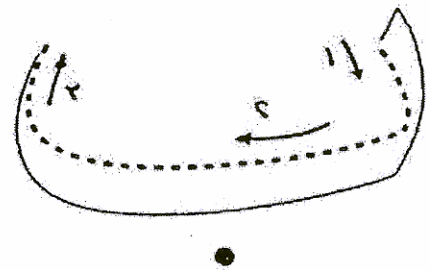
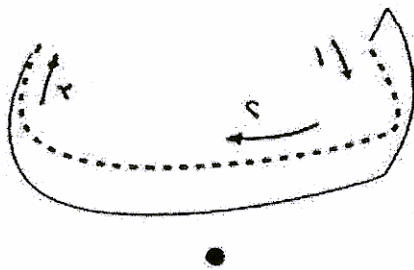
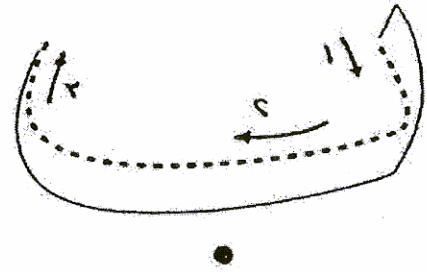
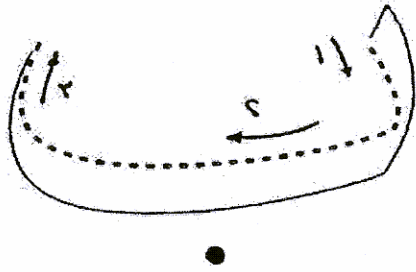
ب ب ب ب ب

ب ب ب ب ب


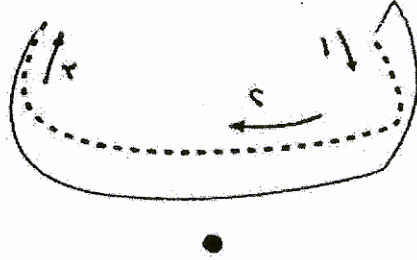
ب ب ب ب ب



أكمل و لون الحرف باللون البني :




اكتب بخط جميل :



ب	ب	ب	ب
ب	ب	ب	ب
ب	ب	ب	ب
باب	باب	باب	باب
بيت	بيت	بيت	بيت

ب

ضع دائرة حول حرف الباء ( ب ) :



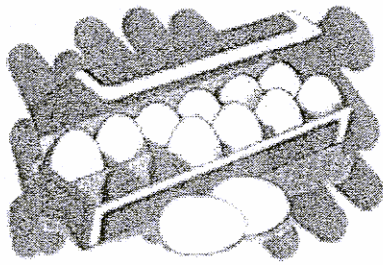
باب




بيت



بقرة



بيض




بطة

ساعد البقرة في الوصول للبيت باتباع حرف الباء ( ب ) :

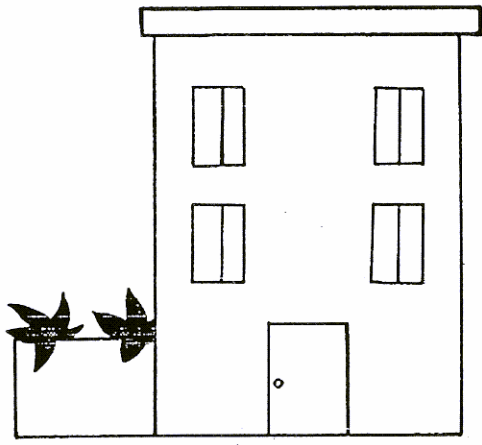
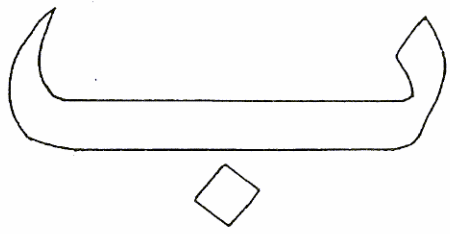



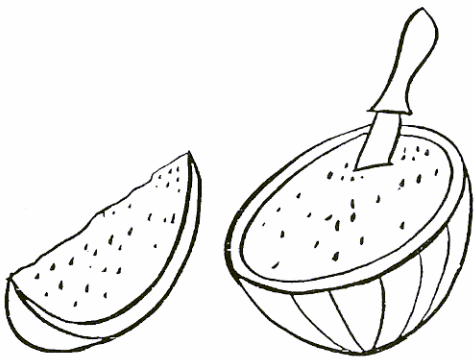
- لون الأشكال التي تحوي حرف ( ب ) .

- هل ترى حيواناً يبدأ اسمه بحرف ( ب ) ؟ ما هو ؟

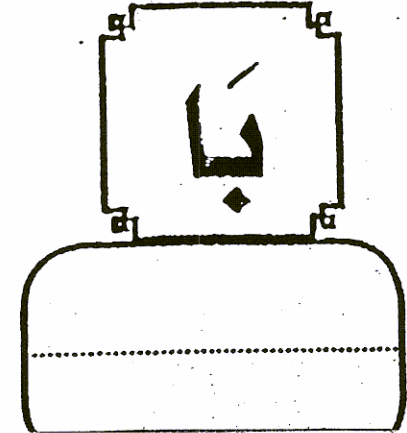
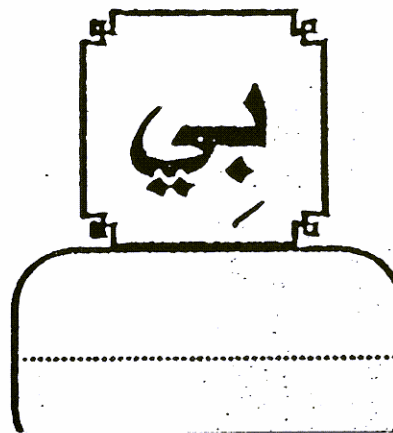
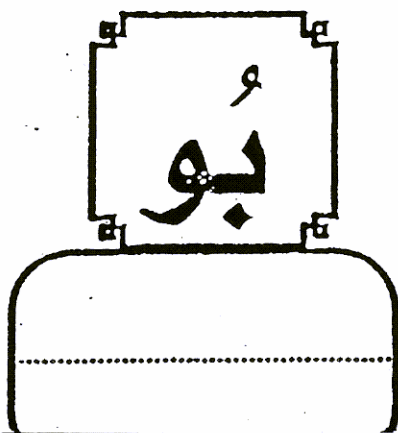


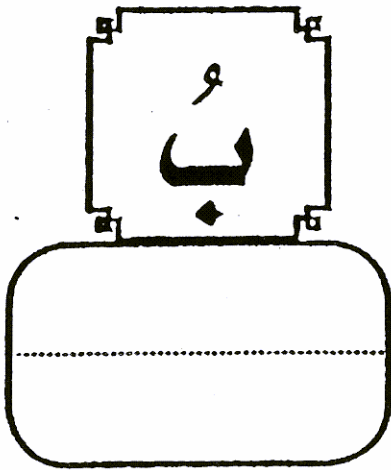
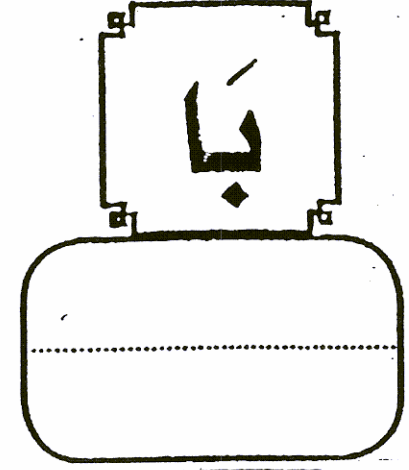









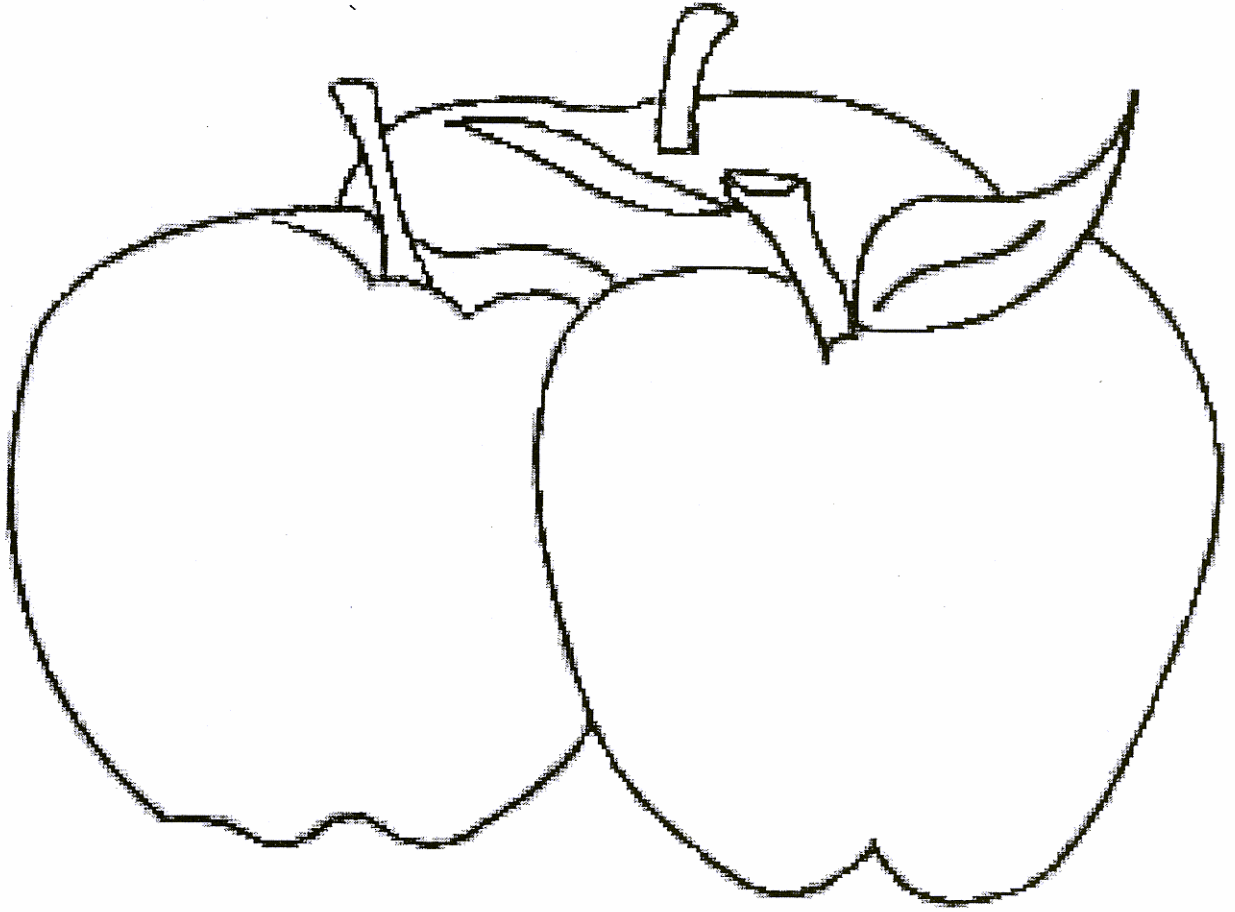
				
<p>بَيْت</p>	<p>بِ</p>	<p>ب</p>	<p>بِ</p>	<p>ب</p>

			
<p>بُرْقَالَة</p>	<p>بِ</p>	<p>بَطِيخ</p>	<p>بِ</p>





لون الصورة :




ت - تفاح

تفاحة ٣

مفهوم الأعداد . . .

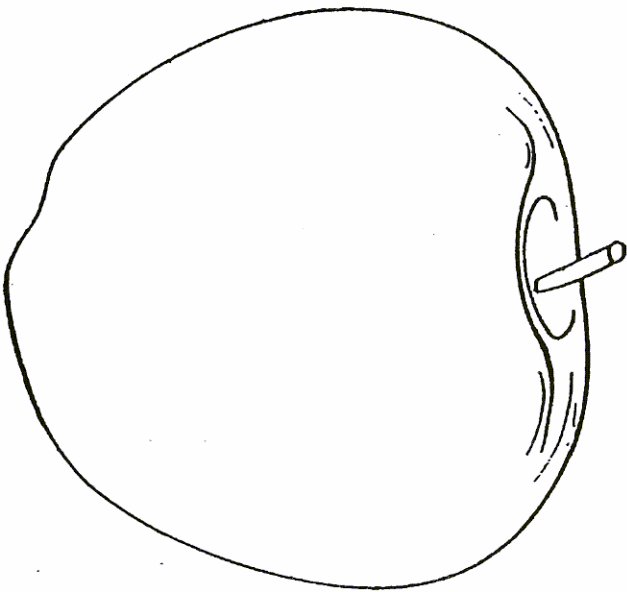
ضع دائرة حول كتكوت واحد ثم اكتب:

واحد



لون:

تفاحة



ت

اكتب:



ث

تمساح

تمساح



ث ث ث ث ث ث







ث ث ث ث ث ث

ث ث ث ث ث ث



ث ث ث ث ث ث

ث ث ث ث ث ث

أكمل و لون الحرف باللون البرتقالي :



اكتب بخط جميل :



ت	ت	ت	ت
ت	ت	ت	ت
ت	ت	ت	ت
تمر	تمر	تمر	تمر
تاج	تاج	تاج	تاج




ت

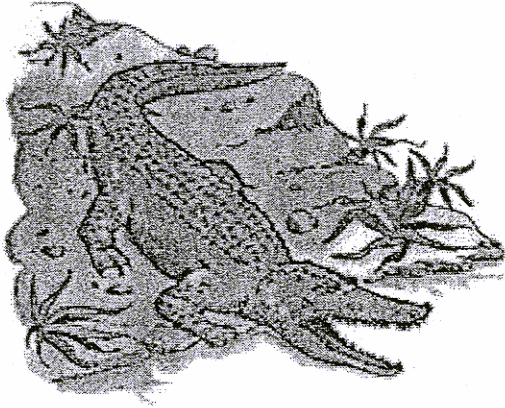
ضع دائرة حول حرف التاء ( ت ) :




تمر



تاج

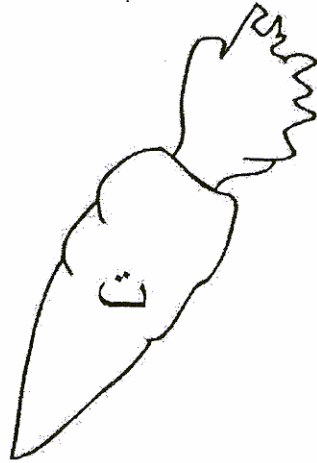
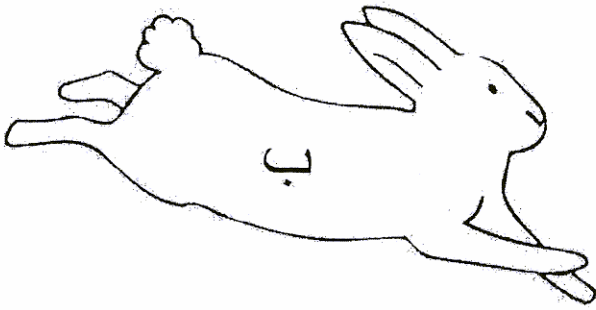

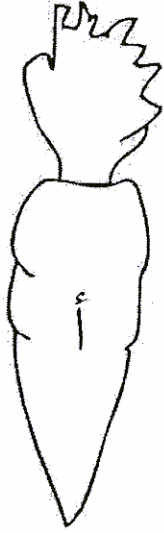
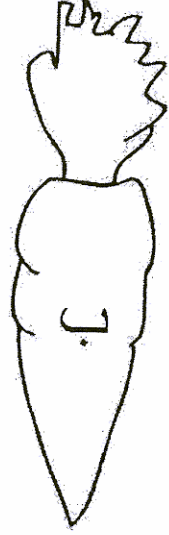


تمساح



تفاح


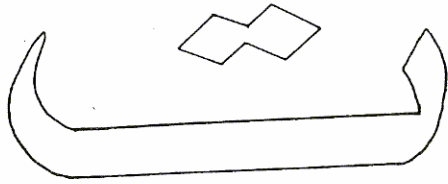
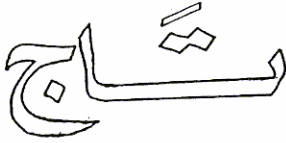




صل كل أرنب بالجزرة المناسبة :









- صل بين النقاط لتحصل على شكل يبدأ بحرف ( ت ).  
هل عرفته ؟ إنه ( تمساح ) .






				
				





لون الصورة :



ث - ثج



٤ ٤ ثعلب

مفهوم الأعداد . . .

ضع دائرة حول اثنين من الشموس ثم اكتب:


اثنان

٢



لون:

ثعلب



٣


اكتب:



ث

ثعلب

ثعلب



ث

ث

ث

ث

ث

ث

ث

ث

ث

ث

ث

ث

ث

ث

ث

ث

ث

ث

ث

ث

ث

ث

ث

ث

ث

ث


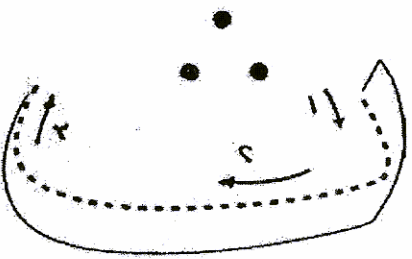

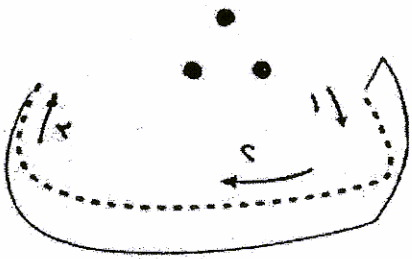

ث

ث

ث

ث

أكمل و لون الحرف باللون الأخضر :



ث


ضع دائرة حول حرف الثاء ( ث ) :




ثلج




ثوب



ثعبان



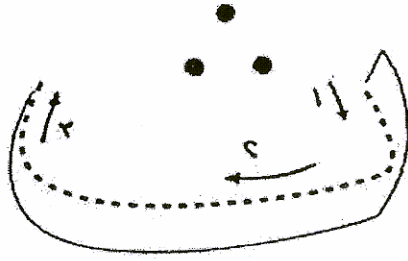
ثعلب



ثلاجة




اكتب بخط جميل :




ث	ث	ث	ث
ث	ث	ث	ث
ث	ث	ث	ث
ثوب	ثوب	ثوب	ثوب
ثلج	ثلج	ثلج	ثلج


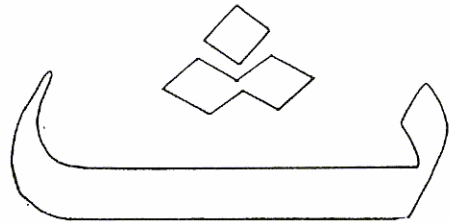




- لون الشكل الجميل الذي يبدأ بحرف (ث) ( ثوب ).



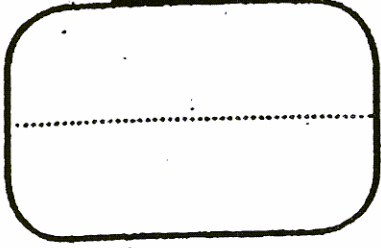
- لون حرف التاء ( ث ) باللون البني .




				
<p>ثَوْبٌ</p>	<p>ثَوْبٌ</p>	<p>ثَوْبٌ</p>	<p>ثَوْبٌ</p>	<p>ثَوْبٌ</p>

				
<p>ثَعْبَانٌ</p>	<p>ثَعْبَانٌ</p>	<p>ثِيَابٌ</p>	<p>ثِيَابٌ</p>	


ش




ث




ث




شو



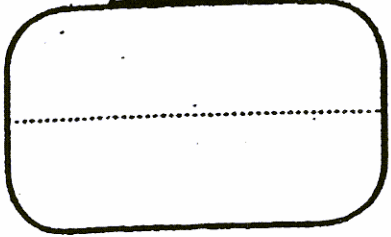
ثو




ث




ش




ث




ث




شو










ثو



ث



أَصِلْ كُلَّ بِالْوَنِ بِالْأَرْتَبِ الْمُنَاسِبِ: ★ 



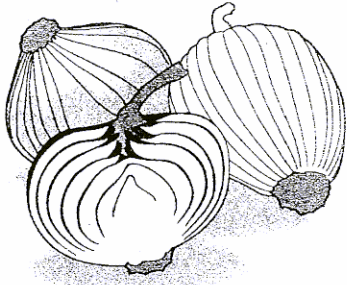


أُرَكِّبُ: ★ 





☆ أضعُ ○ حَوْلَ الحَرْفِ الَّذِي يَبْدَأُ بِهِ اسْمُ الصُّورَةِ:



ب ت ث

ب ت ث

ب ت ث

☆ أصلُ الحَرْفِ بِالْكَلِمَةِ الَّتِي تَحْتَوِيهِ:



ب ت ث

ثوب تذاكر ثعلب تاج كرات

☆ ألَوْنُ ثُمَّ أَصْلُ بَيْنَ الحُرُوفِ المِثْلِ:



ث ت ب ث ب ت ب


ث ت ب ث ب ت ب



- لون الحروف باللون الأزرق .




لون الصورة :



ج - جمل





ج  
ج  
ج

ج ج ج ج ج ج

ج ج ج ج ج ج


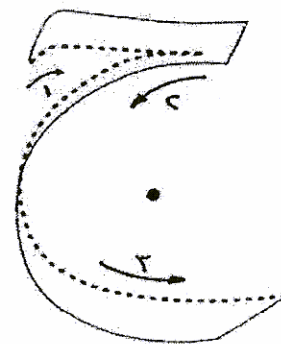
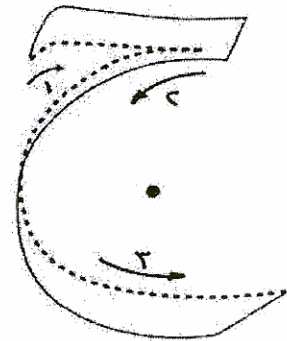
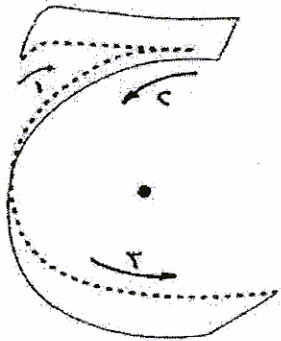
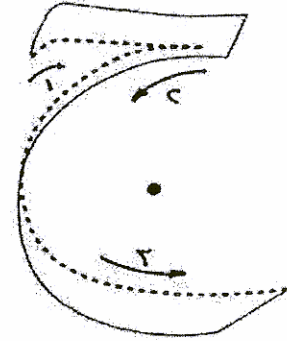
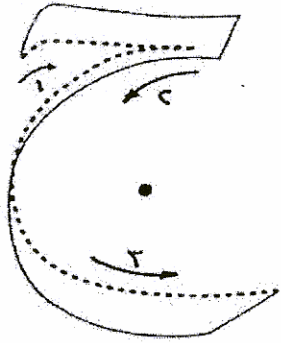
ج ج ج ج ج ج

ج ج ج ج ج ج


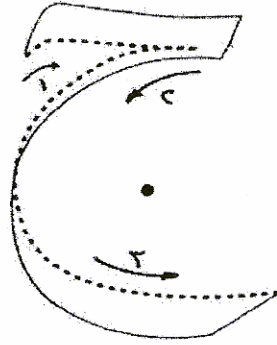

ج ج ج ج ج ج

- 48 -

أكمل و لون الحرف باللون البنفسجي :




اكتب بخط جميل :




ج	ج	ج	ج
ج	ج	ج	ج
ج	ج	ج	ج
جمال	جمال	جمال	جمال
جزر	جزر	جزر	جزر







ضع دائرة حول حرف الجيم ( ج ) :



جمال



الجامعة




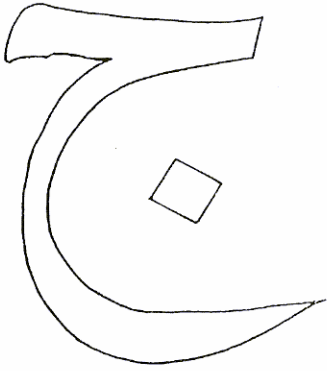





الجدة









الجبيل




الجزر




لون الصورة :



ح - حصان







ح  
حصان  
حصان

ح ح ح ح ح ح ح

ح ح ح ح ح ح ح

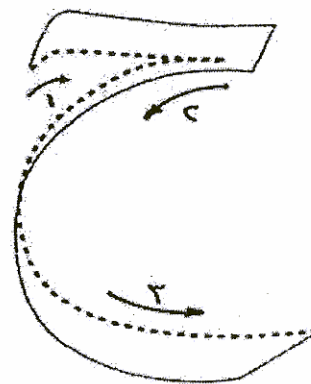
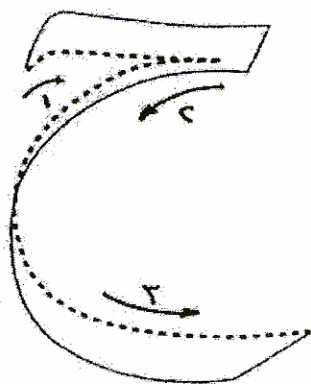
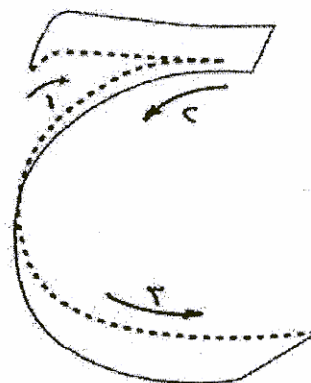
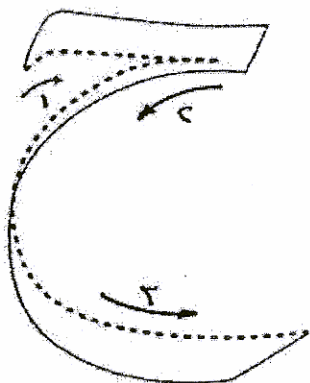
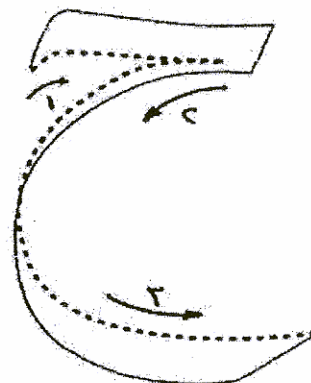
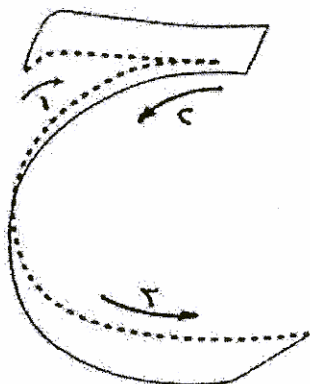
ح ح ح ح ح ح ح

ح ح ح ح ح ح ح


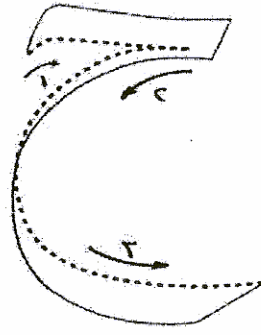

ح ح ح ح ح ح ح




أكمل و لون الحرف باللون الأحمر :




اكتب بخط جميل :




ح	ح	ح	ح
ح	ح	ح	ح
ح	ح	ح	ح
حبل	حبل	حبل	حبل
حوت	حوت	حوت	حوت




ضع دائرة حول حرف الحاء ( ح ) :



حلوى




حليب



حبل




حصان

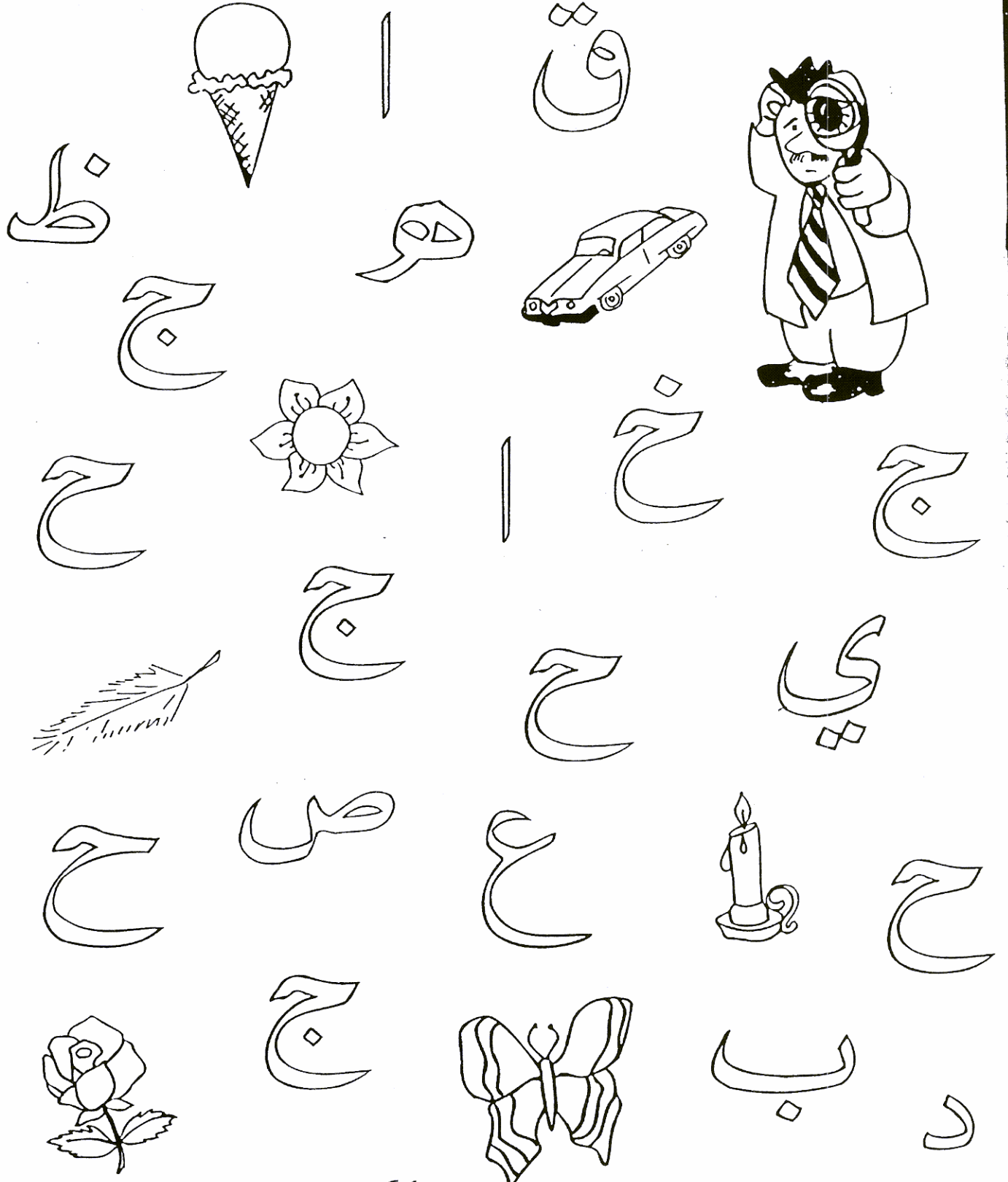


حوت








- صل بين النقاط لتحصل  
على شيء يبدأ بحرف (ح)  
(حوت).









- لون حرف الجيم ( ج ) باللون البرتقالي .  
- لون حرف الحاء ( ح ) باللون البنفسجي .






				
				





لون الصورة :



خ - خروف


خروف ٧

مفهوم الأعداد . . .

لون السمكات الخمس ثم اكتب:


خمسة

٥



لون:


خروف



خ

اكتب:

خ خ خ خ خ خ خ خ خ خ



ح  
حروف  
حروف

ح ح ح ح ح ح

ح ح ح ح ح ح

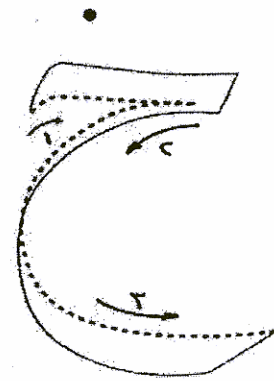
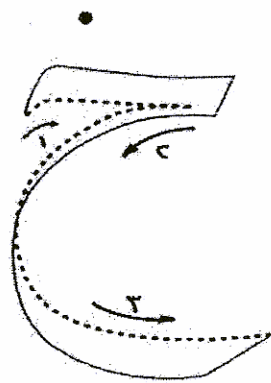
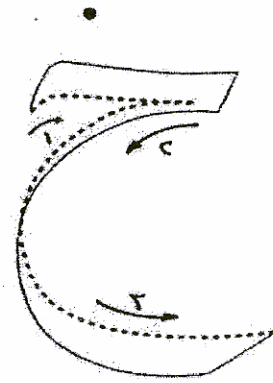
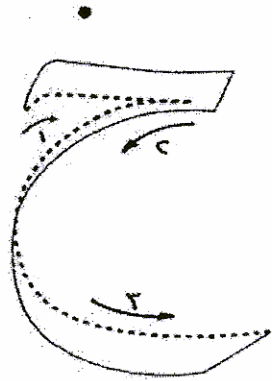
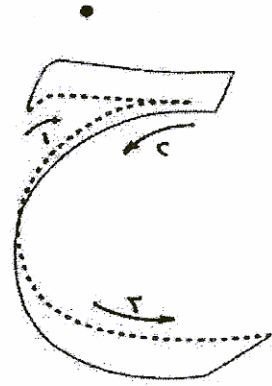
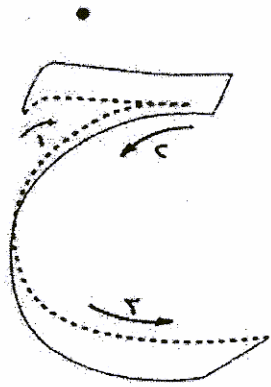
ح ح ح ح ح ح

ح ح ح ح ح ح


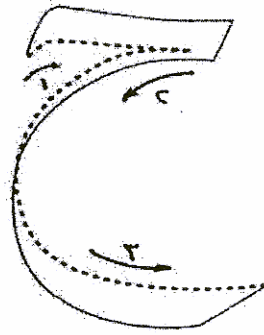
ح ح ح ح ح ح

- 66 -

أكمل و لون الحرف باللون الأخضر :



اكتب بخط جميل :




خ	خ	خ	خ
خ	خ	خ	خ
خ	خ	خ	خ
خوخ	خوخ	خوخ	خوخ
خضن	خضن	خضن	خس




خ


ضع دائرة حول حرف الخاء ( خ ) :



خوخ



خس




خروف




خاتم

ساعد الخروف في الوصول إلى الخس باتباع حرف الخاء ( خ )



- (خروف) يبدأ بحرف (خ) ... لونه .



- لون حرف الخاء ( خ ) باللون الأصفر.

ظ



ج


خ

خ



ق

ع



خ

ص

خ

ج



ر

ي

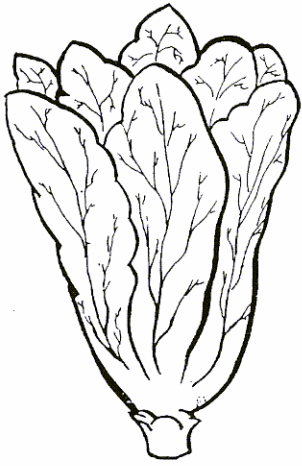






ب



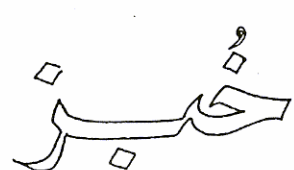



ح















ا

خ

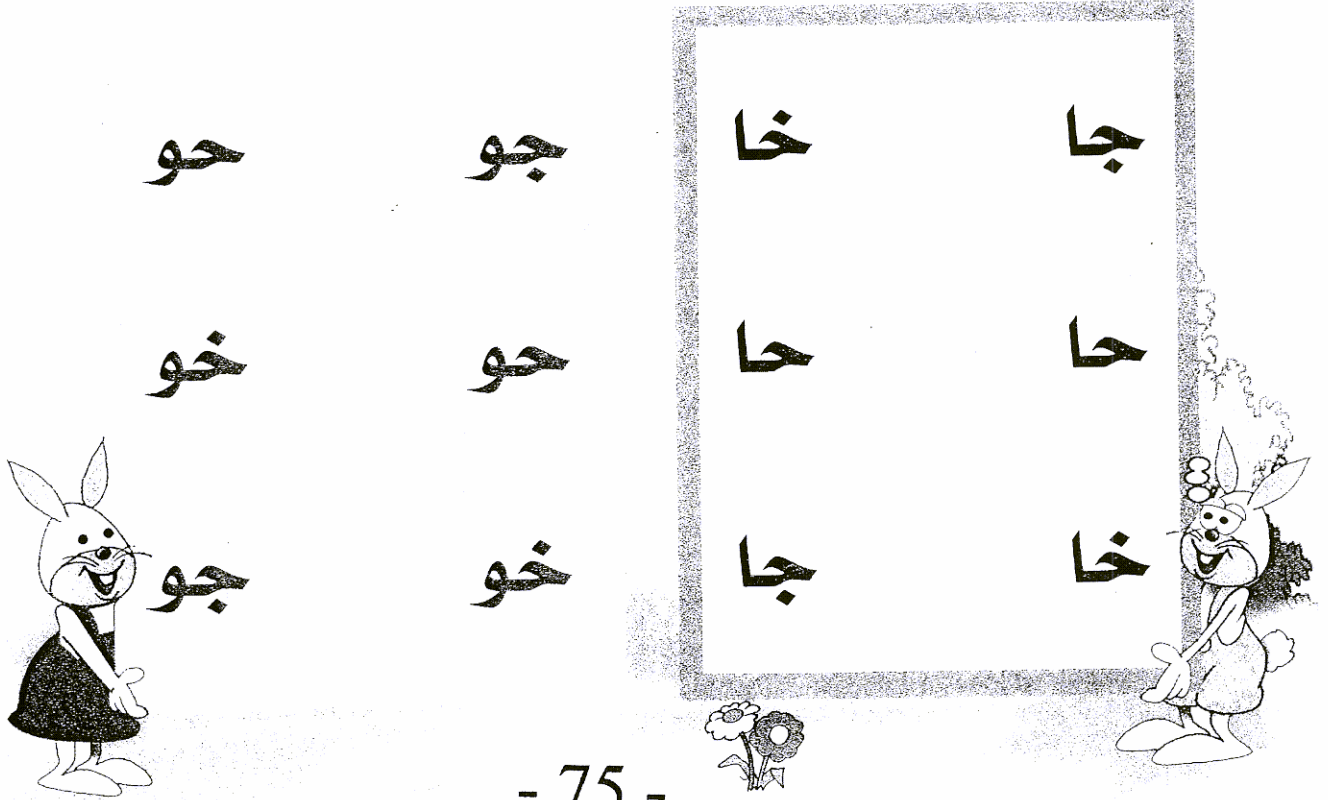

				
				











ح ح ح خ ح ح

★ أصلُ بَيْنَ الحُرُوفِ المِثْمِثَةِ: 

خ ح ج ث ت ب ا 

 ث خ ح ج ا ب ت

★ أكتبُ:


تو ت حو ت تا ج

تو

حو

تا

لون الصورة :




د - ديك

دب (٨)

مفهوم الأعداد . . .

لون السمكات الست ثم اكتب:

ستة



لون:


دب



د

اكتب:

د د د د د د د د د د د



د

ديك

ديك

د د د د د د

د د د د د د

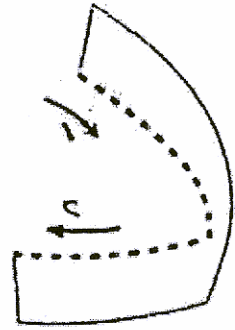
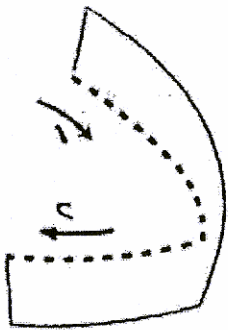
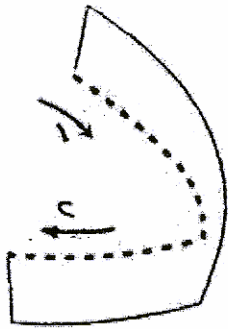
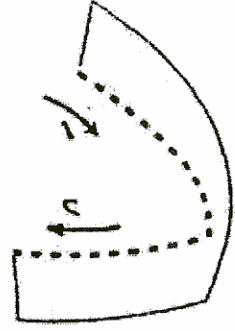
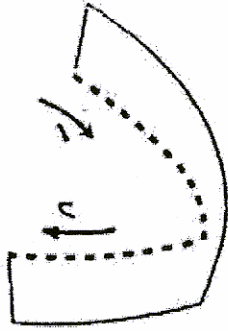
د د د د د د

د د د د د د


د د د د د د



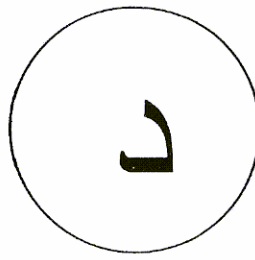
أكمل و لون الحرف باللون الأسود :




اكتب بخط جميل :



د	د	د	د
د	د	د	د
د	د	د	د
دنب	دنب	دنب	دب
ديك	ديك	ديك	ديك




ضع دائرة حول حرف الدال ( د ) :




ديك



دب

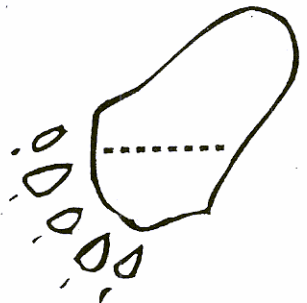

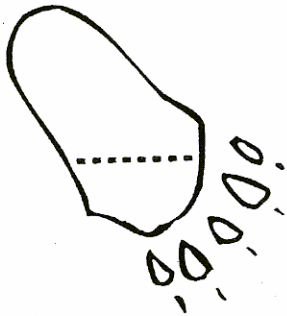












دراجة



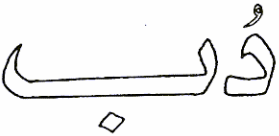





دجاج

- أكمل الحرفين الناقصين ثم لون الدب.





د

Blank writing area with a dashed midline.

د

Blank writing area with a dashed midline.

د

Blank writing area with a dashed midline.

دو

Blank writing area with a dashed midline.

دي

Blank writing area with a dashed midline.

دا

Blank writing area with a dashed midline.

د

Blank writing area with a dashed midline.

د

Blank writing area with a dashed midline.

د

Blank writing area with a dashed midline.

دو

Blank writing area with a dashed midline.

دي

Blank writing area with a dashed midline.

دا

Blank writing area with a dashed midline.